



रक्षा लेखा प्रधान नियंत्रक (पेंशन), इलाहाबाद
Principal Controller of Defence Accounts (Pensions), Allahabad
www.pcdapension.nic.in, e-mail: cda-albd@nic.in, FAX-05322420274
EPBX Tele-(2421877; 2421879; 2421880)
Call Centre No.(Toll Free)-1800-180-5325 (Timing-9:30AM to 6:00PM)



Circular No. 32

Date: 09.11.2018

To,

- | | | |
|---|---|--|
| 1. O/o the PCDA(O)
Golibar Maidan
Pune-411001 | 2. The PCDA(Navy)
No. 1 Cooperage Road,
Mumbai -400039 | 3. The Jt. CDA (AF)
Subroto Park
Delhi Cantt. 110010 |
| 4. Naval Pension Office
Sion Trombay Road
Mankhurd
Mumbai-400088 | 5. Naval Pay Office
Shahid Bhagat Singh
Marg
Mumbai-400023 | 6. Air Force Central Accounts
Office
Subroto Park
Delhi Cantt. 110010 |

Subject:- Revision of pension of pre-2016 pensioners/family pensioners for the ranks of Commissioned officer: implementation of Government's decision on the recommendations of the 7th Central Pay Commission Concordance tables-regarding.

Reference:-(i) This office letter No.G-1/M/01/ICOs/7th CPC/Vol-II dated 29.09.2017 addressed to PCDA (O) Pune.

(ii) This office letter No. G-1/M/01/ICOs/7th CPC/Vol-III dated 30.11.2017 addressed to Naval Pension office and Air Force Central Accounts office amongst other

(iii) Gol, MoD letter No. 17(1)/2017(02)/D(Pen/Pol) dated 17.10.2018.

1. Please refer to this office letters cited above issued for revision of pension/ family pension in respect of pre-01.01.2016 retired/discharged/invalided out/died Armed Forces officers. Consequent upon issuance of the concordance table vide Gol, MoD letter No. 17(1)/2017(02)/D(Pension/Policy) dated 17.10.2018, revision of pension under notional pay fixation method is to be carried out by the PSAs concerned by issuing Corr. PPO.

2. These concordance tables have been prepared to facilitate fixation of notional pay of Pre-2016 pensioners/ family pensioners by the PCDA(O) Pune/ NPO, Mumbai / AFCAO New Delhi in case of commissioned officers of Army / Navy /Air Force respectively. Due care has been taken to prepare these concordance tables based on the fitment tables for fixation of pay from 3rd to 4th, 4th to 5th, 5th to 6th and 6th to 7th Pay Commission. In case of any inconsistency in the concordance tables vis-à-vis the relevant rules / instructions, the notional pay and pension / family pension of pre-2016 pensioners / family pensioners may be fixed in accordance with the rules / instructions applicable for fixation of pay in the intervening Pay Commission periods.

3. The pension / family pension of pre-2016 Armed Forces pensioners / family pensioners may be revised using the appropriate concordance table in accordance with the instructions contained in this Ministry's above quoted letter dated 05/09/2017.

4. To enable PSAs to implement the MOD letter dated 05.09.2017 para-18 of the ibid letter clearly specifies that it shall be the responsibility of the PCDA(O) Pune/AFCAO New Delhi/ NPO Mumbai in case of Commissioned Officers of Army / Air Force / Navy to initiate cases for revision of pension/ family pension of Pre-01-01-2016 pensioners/ family pensioners with effect from 01.01.2016 in accordance with these orders for issue of revised Pension Payment Order (PPO) for every pensioner / family pensioner. The Pension Sanctioning Authority would impress upon the PCDA(O) Pune / AFCAO New Delhi/ NPO, Mumbai for fixation of pay on notional basis based on extant orders and will issue revised Pension Payment Order at the earliest.

5. Suo-moto Revision:

This office has carried out an analysis to assess number of cases of Pre-16 pensioners where revision is involved. As per Sanction Database, an estimated 52,000 cases of Commissioned Officers requires revision of pension/family pension. To carry out revision through normal conventional method of calling for LPC-CUM-Data Sheet with vetting of Pay details by Pay Accounting Office concerned would be time consuming. Therefore It has been proposed to carry out **suo-moto revision subject to the approval of Ministry of Defence,** wherever feasible based on PDA details and Pay details (and other info like Rank and QS) **wherever available in master data base** and based on notional Pay fixation as per Concordance table for 7th CPC issued vide GOI. MOD letter dated 17/10/2018.

6. Initiation for remaining cases where suo moto is not feasible

In remaining cases where Pay Details (and other related fields like Rank and QS) and current PDA details are not available with this office, in such cases this office will not be able to revise the pension and issue the revised PPO on suo-moto basis. In these cases claims / inputs will be required from concerned Record keeping and Pay Accounting office viz. PCDA(O) Pune/ NPO, Mumbai / AFCAO New Delhi in case of commissioned officers of Army / Navy /Air Force respectively to authenticate the pensioner details. Similarly, in case of Post-96 retired Majors and equivalent granted Pay of Lt. Col. and equivalent notional pay in concordance table has not been provided. In such type of cases the notional pay will be fixed by concerned Pay accounts office. **Therefore to carryout effective, paperless and speedy revision, an Utility software has been developed by PCDA(P) office to be hosted on CGDA WAN to make available all the data of**

Pre-2016 Commissioned Officers pensioners/family pensioners for access, modification, initiation (if not found available in database of PCDA(P) on search) and for fixation of 7th CPC pay details by respective Pay Accounting Office in line with MOD letter dated 05/09/2017 (Para 18). Due care has been taken to account for all the cases of live pensioners however still if any case is missing, the same may be initiated through this utility by PAO and forwarded online through utility.

In case of revision of Pre-01.01.2016 Family Pension /Disability cases or fresh initiation, copy of concerned PPO may also to be uploaded by PAO concerned for ready reference while submitting the revision claim through utility provided

7. Paperless Revision and issue of e-PPO

As the Data can be accessed, initiated, approved and completed through the **utility software** provided by this office on WAN and controlled through allotted login / password, which is menu based and user friendly. Collection of data will be realized through an interface accessible through CGDA WAN and completed data will be processed by PCDA(P) Allahabad and **e-PPOs** will be generated in cases received. **The working methodology of utility software and the User Manual is attached for guidance.**

8. Issue and Transmission of e-PPO

The revised corrigendum PPO will be issued by PSAs in e-PPO mode with new 12 digit PPO No. and 4 digit suffix code alongwith old PPO number. The e-PPO consisting of .pdf and .xml files will be digitally signed and will be transmitted directly to the PDAs through SFTP connectivity as is already being done for new pensioners (no confirmation from PCDA(O)/AFCAO, New Delhi/NPO Mumbai is required by PDA). E-PPOs will also be uploaded on CGDA WAN for PCDA(O)/ AFCAO, New Delhi /NPO Mumbai to download a copy for record purpose as well as for providing a copy to the pensioner/family pensioner concerned. Any irregularity if noticed may be pointed out to this office for further necessary action.

9. Allotment of login ID and password to Administrator PAO:

To access the utility programme, **PAO** will be issued login ID and password. Accordingly every PAO has to nominate one Officer of their office as ADMIN (Administrator) to whom login credentials i.e. password will be provided by PCDA(P). The ADMIN of PAO may further allot login user id and password to the required number of users to act as Initiator and Approver in their office at their end through 'User Management' of utility software on WAN. For this purpose a Proforma for allotment of login ID and password to the Admin of PAO concerned is

enclosed as per **Annexure-A** which may be filled and submitted to this office under the signature of PAO In charge concerned on the e-mail address pcdapedp.dad@nic.in of this office as well as invariably through the hard copy duly signed by O I/C of the PAO concerned to Shri Himanshu Tripathi, IDAS Group Officer, EDP Centre, PCDA(P) Allahabad-211014 for further necessary action within a month of issue of this letter / Circular.

10. Allotment of login ID and password to other users of PAO (other than administrator)

The Administrator of PAO will further allot login user ID and password to the required number of users as Initiator and Approver of their office at their end through 'User Management' of utility software on WAN. Facility has been provided in the utility software that all user can change their password after allotment or as and when they requires.

Encl: As above



No. No. G-1/M/01/ICOs/7th CPC/ Vol.-III
Dated: 09.11.2018

(Himanshu Tripathi)
ACDA (P)

Distribution (Registered by) to—

1. The Dy. Secretary, Govt. of India, Ministry of PPG & P(Deptt. of P&PW), Lok Nayak Bhawan, New Delhi.
2. Director (Pensions), Govt. of India, Ministry of Defence D (Pen/Sers), Sena Bhawan, Wing 'A' New Delhi.
3. Army HQrs AG's Branch, PS-4(b) DHQ, PO New Delhi – 110011.
4. AHQ GS Branch, TA Directorate, DHQ PO New Delhi – 110011.
5. Naval HQrs, PP & A, DHQ PO New Delhi.
6. DPA, Vayu Bhawan, New Delhi- 11.
7. Air HQrs Ad PP & P- 3, West Block-VI, R. K. Puram, New Delhi- 110066.
8. Sr. Dy. CGDA(AT-II), O/O the CGDA, Ulan Batar Road, Palam Delhi Cantt- 110010.
9. PCDA (Navy) No.-1, Cooperage Road, Mumbai- 400039.
10. PCDA (WC), Chandimandir, Chandigarh
11. CDA (AF), West Block-V, R. K. Puram, New Delhi- 110066.
12. JCDA (AF) Subroto Park, New Delhi-110010.
13. CDA, Chennai
14. CDA (PD), Meerut
15. JCDA (AF) Subroto Park, New Delhi- 110010.
16. Director of Audit, Defence Service, New Delhi
17. Naval Pension Office, C/o INS Tanaji, Sion Trombay Road, Mankhurd, Mumbai-400088.
18. Directorate of Air Veterans Air Headquarters, Subroto Park New Delhi-110010.
19. Director MP8(I of R) Integrated HQ of MOD(Army)AG's Branch, Addl Dte Gen of MP/MP8(I of R) West Block-III, RK Puram, New Delhi 110066
20. All Addl CsDA/ Jt. CsDA in Main Office.
21. All GOs in Main Office.
22. The OI/C, G-1(M), AT (ORs)-Tech. & G-1/Civil (Tech.)
23. All SAOs/ AOs/ AAOs in G-1/Military section.
24. The OI/C, EDP Centre. ... It is requested to ensure that program to extract master data to be used for revision of pension has been checked and is free from error. The functioning of WAN at all users may also be ensured.
25. The O I/C, Call Centre
26. The O I/C O & M Cell
27. The O I/C Complaint Cell
28. The O I/C, EDP Centre (for uploading on Website)
29. The O I/C Defence Pension Liaison Cell.
30. The O I/C Reception.
31. The O I/C, DPTI.
32. Spare

sd/-
(S.C. Saroj)
Sr. Accounts Officer (P)

Annexure-A

FORMAT FOR ALLOTMENT OF LOGIN CREDENTIALS OF ADMIN (Administrator)

Sl. No		
1.	Name of PAO viz. PCDA (O) Pune/ Naval Pay office, Mumbai/ Air Force Central Accounts office, New Delhi	
2.	Code of RO/PAO (two digit)	
3.	Name of Officer nominated as Admin	
4.	Rank / Designation of Officer nominated as Admin	
5.	IC No. / Regimental No./Personal No. of Officer nominated as Admin	
5.	Contact / Mobile No. Of officer nominated as Admin	
7.	E-mail address of officer nominated as Admin	
8.	(Signature and Stamp of officer nominated)	

(Signature and Stamp of Officer In-charge Pay Account Office)



कार्यालय रक्षा लेखा प्रधान नियंत्रक (पेंशन)
OFFICE OF THE PR. CONTROLLER OF DEFENCE ACCOUNTS
(PENSION)
द्रौपदी घाट इलाहाबाद .211014
DRAUPADI GHAT, ALLAHABAD- 211014

User Manual for Pre'16 Commissioned Officers pensioners

For accessing utility software, completion and uploading of documents for revision of Pension / Family Pension in respect of Commissioned Officers pensioners as per 7th CPC Recommendations.

1. Introduction

To facilitate the speedy revision of effected cases it has been decided to host and made available to PCDA(O) Pune / Pay Account Office concerned the available data of Pre'2016 ICOs pensioners/family pensioners for access, modification, initiation (if not available in database) and for fixation and filling of 7th CPC pay details by them. Accordingly all the available data in this office pertaining to Pre'2016 ICOs pensioners/family pensioners will be uploaded on CGDA WAN server of PCDA(P) Allahabad which will be accessible by all the Pay Account Office. The Data can be accessed, initiated ,approved and completed through a utility software by Pay Account Office concerned through a controlled login / password allotted to them, which is menu based and user friendly developed & hosted by EDP Centre of PCDA(P). Collection of data from Pay Account Office concerned will be realized through an interface accessible through WAN. A data entry screen has also been provided for capturing of data not found in the database.

2. Allotment of login/password & role of Admin of PAO.

A secured login / password will be provided to the PCDA(O) Pune / PAO admin (screen-shot-2) who will in turn allot the login / password to required no. of user as Initiator and Approver at their end through 'User Management' on the dashboard (screen-shot-3) and assign Approver for each initiator (screen-shot-4). Provision has been made in the Utility software to change their password by Admin, Initiator and Approver through 'Settings' on the dashboard if so desire. Various reports will be generated through 'Report' on the dashboard. All the user can start work from their dashboard on WAN by entering their login & password (screen-shot-1). Each user after completion of work closes their work bench through 'Logout' icon on dashboard.

3. Role of Initiator

Stage-1 Data can be accessed by Initiator by login through (screen-shot-1) using his login / password. Initiator dashboard will appear as shown in screen-shot-5. He can initiate a claim by clicking 'Initiate Claim', First the case may be searched from available data base using search criteria i.e. PPO number or IC No (screen-shot-6). If data is available in the database the same will be displayed on the screen in LPC-CUM-Data Sheet format as per screen shot-7 and the same may be checked, modified and filled by the initiator as per instructions contained in Annexure-1 (enclosed) and click the button 'Update Data'.

Stage-2 On clicking 'Update Data' the task has not been completed and the data will be pending as 'Pending Task' in his work bench / available for further modification if any (screen-shot-8). The data will be submitted online to Approver by clicking buttons 'Submit LPC' and uploading of required documents as per screen-shot-9 and thereafter clicking the button "Finalize", the case will be transferred to connected Approvers work bench. List of scan images (PDF documents) to be uploaded is attached at Annexure-II.

Stage-3 In cases where initiator is not agreed with any of the fields and wants any corrections in non editable field of the LPC-CUM-Data Sheet, he can record the same by selecting 'Yes' on the remark option at the bottom of data sheet a "**Remark**" column will appear on the bottom of data sheet for recording field no. in bracket and its correct data value separated with comma if more than one in the "Remark" column of LPC-CUM-Data Sheet with supporting scan image of documents.

Stage-4 However in cases if the required data is not found on search criteria in the database a fresh data entry is to be carried out by the Initiator as per LPC-CUM-Data Sheet format by clicking 'Initiate Fresh' on the screen and a blank LPC-Cum-Data Sheet screen will appear for data entry (screen-shot-11). Necessary instructions for filling the LPC-Cum-Data Sheet is contained in Annexure-1 (enclosed). Thereafter action as per **Stage-2 & Stag-3** the case will transferred to connected Approver's work bench.

Initiator can view / generate the list of 'Completed Task' (screen-shot-10) and 'Rejected Claim List' through '**Report**' icon on the dashboard (screen-shot-11).

4. **Role of Approver**

After completion of work by the Initiator by clicking buttons 'Submit LPC' and 'Finalize' button to upload PDF scan images, the cases will appear in connected Approver's work bench for approval (screen-shot-12). The Approver can open the case through 'Task Management' → 'Approve Datasheet' (screen-shot-13) and verify entries / carry out the modification if any required in editable fields and click 'Update' & 'Submit' button for approval. He can also view the uploaded documents by clicking them on top of LPC. After approval a PDF file of LPC-CUM-Data Sheet format will be generated. After checking, vetting and final approval of notional 7th CPC pay details by Approver the case will be flagged for PCDA (P) Allahabad for further processing and generation of e-PPO.

Approver can see the daily report and progress through '**Report**' icon on dashboard list of approve data sheet under:

- a) Daily Report
- b) Suo-moto
- c) Claim Assignment
- d) Work pendency list
- e) List of Processed claims (screen-shot-14)
- f) List of rejected claims (screen-shot-15)

The revised PPO will be issued by PCDA(P) Allahabad in e-PPO mode with new 12 digit PPO No. and four digit suffix. The e-PPO will be digitally signed and will be transmitted to the PDAs through SFTP connectivity as being done directly for payment. e-PPO will also be uploaded on DAD WAN for PAO to download for record purpose as well as for providing a copy to the pensioner/family pensioner concerned.

Annexure-1

Office of the PRINCIPAL CONTROLLER OF DEFENCE ACCOUNTS(PENSIONS) Allahabad

Instructions for filling Utility / LPC Cum Datasheet for **revision of Pension/family pension** in respect of **Pre-2016 Commissioned officers** as per 7th CPC.

SL	Commissioned Officers			INSTRUCTIONS
<u>Part-A Basic / Service Details</u>				
1	ORIGINAL PPO NO			Original PPO number should be mentioned.
2	IC NO. / PERSONAL NO			Personal No.
3	NAME			Name of the officer
4	NET QUALIFYING SERVICE (YY-MM-DD)			This Field is to be filled as "YYMMDD". This field should be calculated as under Gross QS = (Date of discharge/Death (in case of death during service)- Date of Commission) The Net Qualifying Service will be computed after adding former service and deducting non-qualifying and forfeited service from Gross QS as per existing orders. This is mandatory to fill up."
5	CATGORY			Codes of category of officer may be filled in.
6	DATE OF BIRTH (DD-MM-YYYY)			This Field is to be filled as "YYYYMMDD"
7	RANK LAST HELD			Rank last should be mentioned as per rank code list
8	DATE OF COMMISSION			This Field is to be filled as "YYYYMMDD"
9	LATEST CORR PPO NO			Latest PPO number should be mentioned.
10	PCDA(O) A/C No.			PCDA A/C No may be filled in.
11	RANK SUBSTANTIVE			Rank for which pension sanctioned should be mentioned as per rank code list
12	DATE OF RETIREMENT			This Field is to be filled as "YYYYMMDD"
13	TYPE OF PENSION (SER/DIS/INV/LFP/SFP/OF)			As per list.
14	DATE OF DEATH			This Field is to be filled as "YYYYMMDD". In case of family pension this field is mandatory.
<u>Part-B Spouse / Family Pensioners details</u>				
15	SPOUSE/ FAMILY PENSIONER'S NAME			Name of spouse/Family Pensioner may be filled. In case, name is having more than 50 characters, the same will be abbreviated.
16	DOB OF FAMILY PENSIONER			this field may be filled as "YYYYMMDD".
17	RELATION			This field may be filled with the relationship with the Personnel as per code list.
18	FAMILY PENSION SHARE %			In case of division of family pension % share notified to the family pensioner should be mentioned.

PART-C LAST PAY DETAILS

19	Last Pay Drawn / Notional Pay			Last pay drawn, rounded to whole rupees, at the time of retirement/death is to be filled, if the officer retired/died prior to 01.01.1986 Notional pay as on 01.01.1986 should be filled
20	LAST PAY SCALE CODE IN WHICH RETIRED			Pay scale code corresponding to Last Pay drawn / Notional Pay column
21	LAST STAGNATION INCREMENT IF ANY			Stagnation increment if any may be filled
22	LAST RANK PAY IN WHICH RETIRED			Last Rank Pay may be filled if officer discharged / died prior to 01.01.1986 notional Rank Pay as on 01.01.1986 should be filled in
23	LAST NON PRACTICING ALLOWANCE (NPA) IN WHICH RETIRED			Last NPA drawn may be filled if officer discharged / died prior to 01.01.1986 notional NPA as on 01.01.1986 should be filled in
24	GRADE PAY drawn if any			To be filled in case of officer retired/ died in service between 01.01.2006 to 31.12.2015, else grade pay should be left blank
25	MSP drawn			For officers retired/died in service in service between 01.01.2006 to 31.12.2015, MSP before retirement/death should be filled.

PART- D PDA DETAILS

26	PDA CODE			As per the existing list.
27	PDA Station			DISTRICT NAME OF PDA may be filled.
28	DPDO CODE			As per List, if PDA CODE is '1' otherwise '00'
29	PDA STATE CODE			AS per the existing List
30	BSR Code of Paying Branch			The code allotted by RBI to each Paying Branch
31	Bank A/c No.			May be filled from left side only. If the character is < 25 the Right side boxes may be kept blank
32	IFSC code of Paying Branch			The code allotted by RBI to each bank branch may be filled.
33	BSR code of CPPC or Link Bank			The code allotted by RBI to each CPPC/Link Bank may be filled.

PART- E DISABILITY & OTHER DETAILS

34	PPO FOR DISABILITY ELEMENT (IF SEPRATELY GRANTED)			If disability element is notified separately, PPO number through which notified , should be mentioned.
35	LATEST CORR PPO OF DISABILITY PENSION, IF ANY			Latest PPO number, through which DE is revised should be mentioned.
36	DISABILITY FROM			Date may be filled as YYYY/MM/DD from which disability is payable through last corrigendum.
37	DISABILITY TO			Date may be filled as YYYY/MM/DD upto which disability is payable through last corrigendum. If it is payable for life it should be filled as 00000000.

38	WAR INJURY ELEMENT %(WI)			War Injury Element %(WI) may be filled
39	PERCENTAGE OF DISABILITY (Other than WIE)			PERCENTAGE OF DISABILITY(Other than WIE) may be filled.
40	COMPOSITE DISABILITY %			Composite Disability % may be filled.
41	WHETHER PENSION NOTIFIED AS PER COURT ORDER (Y/N)			Fill with Y or N as the case may be.
42	No. Of PPO ISSUED IN SATISFACTION OF COURT ORDER			If Field number 70 is 'Y ' Fill with the PPO number issued in satisfaction of court order .
43	PENSION RECOMMENDED CODE			'F' for full Pension, 'T' for 2/3rd of pension, H' for Half pension & 'P' for provisional pension where gratuity and Family Pen. not to be sanctioned
<u>PART-F 7TH CPC NOTIONAL PAY FIXATION</u>				
44	NOTIONAL PAY LEVEL AS PER 7TH CPC			Mandatory Field: Notional pay level as per 7th CPC should be filled.
45	NOTIONAL PAY IN PAY MATRIX AS PER 7TH CPC			Mandatory Field: Notional pay in pay Matrix as per 7th CPC should be filled.
46	NOTIONAL MSP (AS PER 7 th CPC)			Mandatory Field: Notional MSP as per 7th CPC should be filled
47	NOTIONAL NPA-16 AS PER 7 th CPC			Notional Non Practising Allowance wef 1/1/2016 as per 7th CPC should be filled.
48	NOTIONAL NPA-17 AS PER 7 th CPC			Notional Non Practising Allowance wef 1/7/2017 as per 7th CPC should be filled
<u>Contact details (Army Officer)</u>				
49	AADHAAR NO. Of OFFICER			12 Digit Aadhaar No. of the individual
50	PAN NO. Of OFFICER			PAN No. of the individual
51	MOBILE/PHONE NO. Of OFFICER			Mobile Number of the individual.
52	E-MAIL ID Of OFFICER			E-mail ID of the individual
<u>Contact details (Spouse / Family Pensioner)</u>				
53	AADHAAR NO.			12 Digit Aadhaar No. of the spouse / F.P.
54	PAN NO.			PAN No. of the spouse / F.P.
55	MOBILE/PHONE NO.			Mobile Number of the spouse / F.P. First 3 digits for ISD Code. Example for India, first 3 digit will be +91
56	E-MAIL ID			E-mail ID of the spouse / F.P.

Annexure - II

List of scan images to be uploaded by the Initiator

In addition to initiate a claim by the Initiator by completing / filling Lpc-Cum-Data Sheet as per Stage-1 to Stage-4 above, scan image of following documents will also be uploaded by the initiator in the circumstance noted below:-

- 1) In case no change in LPC-CUM-Data Sheet except notional pay fixation:-
 - a) No scan image is required.
- 2) In case no PDA detail in database :-
 - a) Cancelled cheque or photo copy of bank Pass-Book showing PDA detail in case of bank or PPO showing current PDA detail.
- 3) In cases of Disability Pension/Element case
 - a) Disability Pension/Element Original PPO
 - b) Latest Corrigendum PPO of Disability pension/Element if any
- 4) In cases of Family Pension
 - a) Original PPO (granting Family Pension)
 - b) Latest Corrigendum PPO if any
- 5) In case of fresh entries (where master data not exist)
 - a) Original PPO
 - b) Latest Corrigendum PPO if any
 - c) Disability Pension/Element Original PPO (if disability case)
 - d) Latest Corrigendum PPO of Disability pension/Element (if disability case)
 - e) Cancelled cheque or bank Pass-Book copy showing PDA detail in case of bank or PPO showing current PDA
 - f) Original PPO (granting Family Pension)

Home Page

Processed Claim (PPO Generated) x PCDA (P) Allahabad x +

127.0.0.1/myico/

UTILITY (PAO) PCDA (P) MIS CONTACT

कार्यालय रक्षा लेखा प्रधान नियंत्रक (पेंशन) इलाहाबाद
**OFFICE OF THE
PRINCIPAL CONTROLLER OF DEFENCE ACCOUNTS (PENSIONS)
ALLAHABAD**

11:00 AM
10/31/2018

Screen-shot-1 Login window for Admin / Initiator / Approver of PCDA(O) Pune

The screenshot displays a web browser window with multiple tabs open. The active tab shows the URL `127.0.0.1/myico/utility/index.php`. The browser's address bar and tabs are visible at the top. The main content area features a 'User Login' window with the following elements:

- User Login Window**: A header label with a user icon.
- User ID**: A text input field.
- Password**: A text input field.
- Sign in**: An orange button with a right-pointing arrow.
- Login** and **Forgot Password**: Links located below the Sign in button.

At the bottom of the page, a copyright notice reads: *Copyright © The Principal Controller of Defence Accounts (PENSIONS), Allahabad. 2018 Developed By: PCDA(P), Allahabad*.

The Windows taskbar at the bottom shows the system clock as 12:53 PM on 4/26/2018, with the language set to ENG.

Screen-shot-2 Admin PCDA(O) Pune

Member Tr x | Admin Are x | Member Po x | Binary Tree x | 127.0.0.1 / x | cPanel Log x | Dashboard x

127.0.0.1/myico/utility/dashboard.php

Hello William

139 139 139 0 139 0

Dashboard
Setting
Resource
Report
Tools
User Management
Logout

Work Done By:

#	Initiator Name	Total LPC
1	Lucas	152

#	Approver Name	Total LPC
1	Peetar	139

#	Up-loader Name	Total LPC
1	William	133

Windows taskbar: 12:51 PM 10/12/2018

Screen-shot-3 Admin PCDA(O) Pune – User Management / Add User

The screenshot displays a web browser window with multiple tabs. The active tab shows the URL `127.0.0.1/myico/utility/user-management.php`. The interface is divided into a left sidebar and a main content area.

Left Sidebar:

- William ADMIN (Profile picture)
- Dashboard
- Setting
- Resource
- Report
- Tools
- User Management (Active)
- Logout

Main Content Area:

User Management Form:

- User Name:** Text input field.
- Role:** Dropdown menu with "Select One" option.
- Mobile Number:** Text input field.
- Account Number:** Text input field.
- Email ID:** Text input field.
- Status:** Dropdown menu with "Select One" option.
- Profile Picture:** Placeholder image with dimensions "100px x 100px" and a "Select image" button.
- Buttons:** "Add" (blue), "Reset" (orange), "Delete" (red), and "Update" (light blue).

List of User Table:

#	User Name	Ac/No	Designation	Status	Action	Reset Password
1	Marcus	111222	INITIATOR	Active	Edit Delete	Reset
2	Adam	445566	UPLOADER	Active	Edit Delete	Reset
3	Jackson	223344	APPROVER	Active	Edit Delete	Reset
		112233	INITIATOR	Active	Edit Delete	Reset

Waiting for 127.0.0.1...

Windows taskbar at the bottom shows the time as 12:51 PM on 10/12/2018.

Screen-shot-4 Admin PCDA(O) Pune – User Management – Assign Approver to each Initiator/Auditor

Member Tr x | Admin Are x | Member Pa x | Binary Tree x | 127.0.0.1 / x | cPanel Logi x | Work Unde x

127.0.0.1/myico/utility/setting-under-approver.php

William
ADMIN

Dashboard

Setting

Resource

Report

Tools

User Management

Logout

Auditor Under AAO

Select Auditor Name

Harrison - 112233

Check Update

Select AAO Name 1

Jackson - 223344

Select AAO Name 2

Select One

Select AAO Name 3

Select One

12:52 PM
10/12/2018


Screen-shot-5 Initiator PCDA(O) Pune


Member Tr x | Admin Are x | Member Pa x | Binary Tree x | 127.0.0.1 / x | cPanel Logi x | Dashboard x

127.0.0.1/myico/utility/dashboard.php

User Picture **Lucas**
INITIATOR

Dashboard
Setting
Initiate Claim
Report
Logout

Hello  Lucas

 **Welcome ..** 12-10-2018 07:24:11am

Your Session started

You can Initiate,forward,approve claim by using the links at the left of the page.

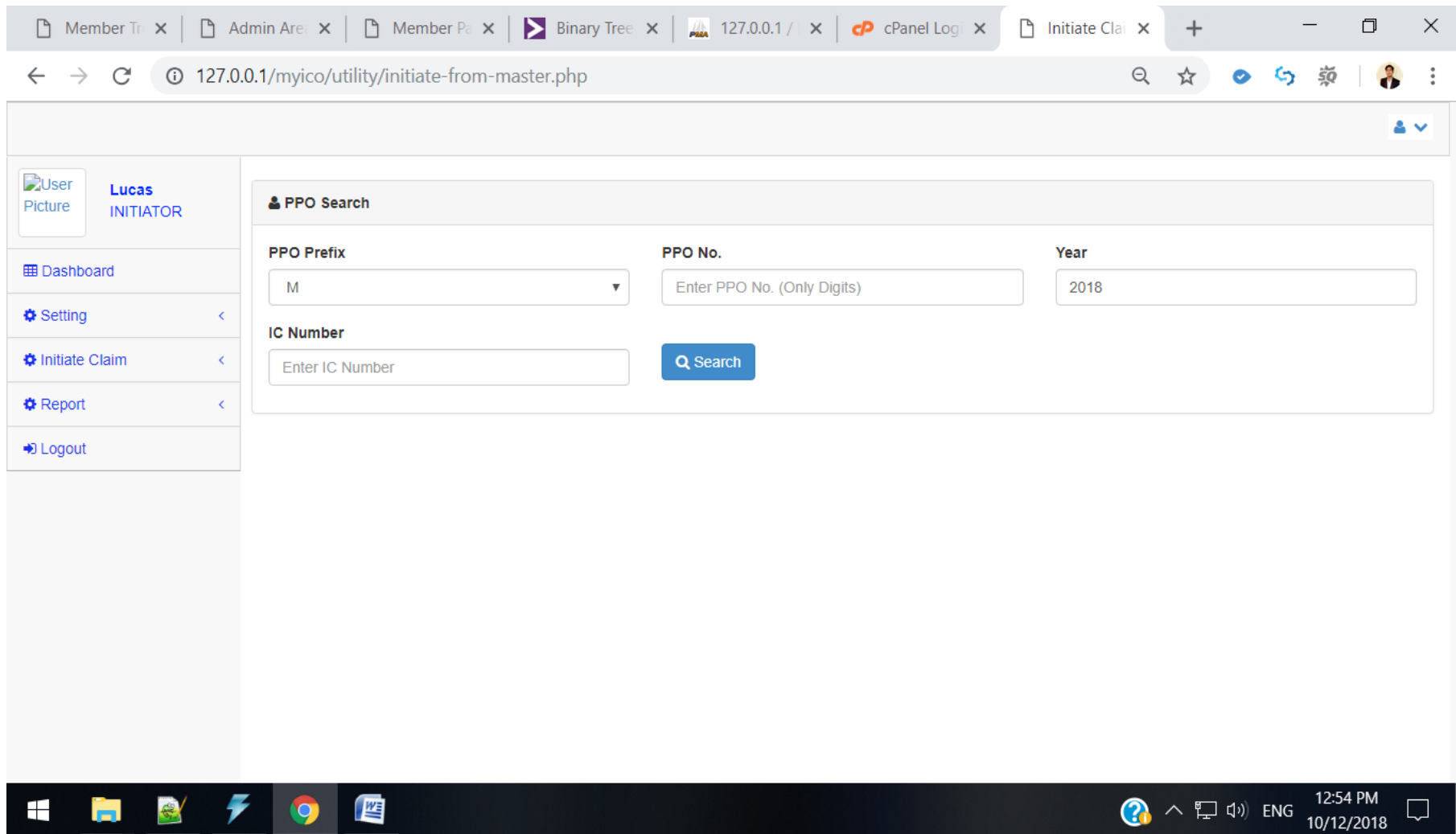
If you want to change your own details (Your Photo and Password), click the **Setting** link.

Security Tip: Please Log Out before closing the browser.

Copyright © The Principal Controller of Defence Accounts (PENSIONS), Allahabad. 2018 Developed By: PCDA(P), Allahabad

Windows taskbar: 12:54 PM 10/12/2018 ENG

Screen-shot-6 Initiator PCDA(O) Pune – Initiate Claim / Search in database



Screen-shot-6 Initiator PCDA(O) Pune – LPC-CUM-Data Sheet on search / for fresh case

DataSheet

192.168.75.69/myico/utility/data-sheet.php

Search

User Picture

Lucas

INITIATOR

Dashboard

Setting

Initiate Claim

Report

Logout

LPC Data Sheet

LPC DATA SHEET

1) PPO No *

MPROV0012831980

2) IC Number *

IC 00540

Basic Details

3) Name

S L MENEZES

4) Net QS

370204

5) Category

S - Regular Commission Officer

6) Date of Birth

13-11-1922

7) Rank Last Held

13 - LT. GEN(VCOAS)

8) Date of Commission

9) Corr. PPO No. *

79931999

10) CDA(O) No.

11) Rank Subs.

13 - LT. GEN(VCOAS)

12) Date of Retirement

31-07-1980

13) Type of Pension

N - SERVICE

14) Date of Death

Type here to search

ENG IN

12:45

15-10-2018

DataSheet

192.168.75.69/myico/utility/data-sheet.php

Search

User Picture

Lucas

INITIATOR

Dashboard

Setting

Initiate Claim

Report

Logout

Spouse / Family Pensioners Details

15) Spouse / FP Name

GEMMA MENEZES

16) DOB Spouse / FP

17) Relation

18) Family Pension Share

0

Last Pay Details

19) Last Pay Drawn

8000

20) Last Scale Code

0

21) Last Stage. Incr.

0

22) Last Rank Pay

0

23) Last NPA

0

24) Grade Pay Drawn

0

25) Military Pay

0

PDA Details

26) Name of PDA *

Select One

27) PDA Station

28) PDA State

Select one

Type here to search

ENG IN

12:46

15-10-2018

DataSheet

192.168.75.69/myico/utility/data-sheet.php

Search

User Picture

Lucas

INITIATOR

Dashboard

Setting

Initiate Claim

Report

Logout

29) DPDO Name

Select one

30) Bank Br. BSR Code

31) Bank A/c Number

32) IFSC Code of Bank Branch

33) BSR Code of CPPC

Select One

Disability/Invalid Pension Details

34) PPO for Disability Element (if separately granted)

35) Latest Corr.PPO of disability pension, if any.

36) Disability From

37) Disability upto (Blank in case of For Life)

38) War Injury %age

0

39) Disability %age

0

40) Composite Disability %age

0

General Details

41) Whether Pension Notified as per Court Order (Y/N)

Select One

42) PPO No. Issued in Satisfaction of Court Order

43) Pension Recommended Code

Full

Type here to search

e

?

ENG IN

12:48

15-10-2018

2

DataSheet

192.168.75.69/myico/utility/data-sheet.php

Search

User Picture

Lucas

INITIATOR

Dashboard

Setting

Initiate Claim

Report

Logout

7th CPC Notional Pay Fixation

44) 7 CPC Level *

Select One

45) Notional Pay on 01.01.2016 *

0

46) Notional MSP

0

47) Notional NPA

0

Contact Details (Army Officer)

48) Aadhaar

49) PAN

50) Mobile

51) Email

Contact Details (Spouse/Family Pensioners)

52) Aadhaar

53) PAN

54) Mobile

55) Email

If you want to any correction in non editable field :

No

Type here to search

e

?

ENG IN

12:49

15-10-2018

DataSheet

192.168.75.69/myico/utility/data-sheet.php

Search

User Picture

Lucas

INITIATOR

Dashboard

Setting

Initiate Claim

Report

Logout

47) National ID A

0

Contact Details (Army Officer)

48) Aadhaar

49) PAN

50) Mobile

51) Email

Contact Details (Spouse/Family Pensioners)

52) Aadhaar

53) PAN

54) Mobile

55) Email

If you want to any correction in non editable field :

No

Update DATA

Submit LPC

Reset

Copyright © The Principal Controller of Defence Accounts (PENSIONS), Allahabad. 2018

Devloped By: PCDA(P), Allahabad

Type here to search

e

?

ENG IN

12:49

15-10-2018

Screen-shot-8 Initiator PCDA(O) Pune – Initiate Claim – Pending Task

Member Tr x Admin Are x Member P x Binary Tree x 127.0.0.1 / x cPanel Log x Work Pend x

127.0.0.1/myico/utility/initiator-pending.php

User Picture
Lucas
INITIATOR

Dashboard

Setting

Initiate Claim

Report

Logout

Work History

10 records per page

Search:

#	CDR No.	Org. PPO No.	IC Number	Name	Date	Type	Action	Remove
1		M0013601974	IC 00286	M L THAPAN	02-08-2018	Master	EDIT	Remove
2		M0004831978	IC 00417	S M SRINAGESH	02-08-2018	Master	EDIT	Remove
3		MPROV0009011981	IC 00478	O P MALHOTRA	02-08-2018	Master	EDIT	Remove
4		MPROV0035801982	IC 00522	WA M SETHNA	02-08-2018	Master	EDIT	Remove
5		MPROV0012831980	IC 00540	S L MENEZES	02-08-2018	Master	EDIT	Remove
6		M0034691991	IC 06403W	F N BILIMORIA	02-08-2018	Master	EDIT	Remove
7		M0034871992	IC 07013A	G S GREWAL	02-08-2018	Master	EDIT	Remove
8		M0040502003	IC 13898W	S S MEHTA	02-08-2018	Master	EDIT	Remove
9		M0039192003	IC 13951W	DINESH SINGH CHAUHAN	02-08-2018	Master	EDIT	Remove
10	suo-moto	M0037042006	IC17327P	GURDITAR SINGH	02-08-2018	Master	EDIT	Remove

12:54 PM
10/12/2018

Screen-shot-9 Initiator PCDA(O) Pune –Uploading of documents / PDF files

Upload Attachments Document x New Tab x +

127.0.0.1/myico/utility/upload-lpc.php

Lucas
INITIATOR

Dashboard
Setting
Initiate Claim
Report
Logout

Upload Documents

PPO No * M0004831978 IC Number * IC 00417

Select Document Type * Org. PPO

Choose File No file chosen
Only PDF File can be Upload

Upload Finalize

Org. PPO PDF	Not Uploaded
Corr. PPO PDF	Not Uploaded
Disability PPO PDF	Not Uploaded
Disability Corr(Latest) PDF	Not Uploaded
Canceled Bank Cheque	Not Uploaded
Family Pension PPO	Not Uploaded

11:51 AM
10/18/2018

Screen-shot-10 Initiator PCDA(O) Pune – Report – List of Completed Task

Member Tr x | Admin Are x | Member P x | Binary Tree x | 127.0.0.1 / x | cPanel Log x | Work Done x

127.0.0.1/myico/utility/worklist-auditor.php

User Picture Lucas INITIATOR

Dashboard

Setting <

Initiate Claim <

Report <

Logout

Work History

10 records per page

Search:

#	CDR No.	Org. PPO No.	IC Number	Name	Date	Type
1	7OR0000019	M0034882006	IC16620A	K NAGARAJ	15-05-2018	Master
2	7OR0000021	MPROV0004411990	IC 06121	R M VOHRA	10-05-2018	Master
3	7OR0000022	M0035992008	IC19429K	Z U SHAH	10-05-2018	Master
4	7OR0000023	M0044252009	IC23302Y	T K SAPRU	10-05-2018	Master
5	7OR0000024	M0044602010	IC24656N	PRADEEP KHANNA	10-05-2018	Master
6	7OR0000025	M0012721975	IC 00129	G G BEWOOR	10-05-2018	Master
7	7OR0000027	M0004941988	IC 004708	K SUNDARJI	11-05-2018	Master
8	7OR0000028	M0036671985	IC 01701	A S VAIDYA	11-05-2018	Master
9	7OR0000029	M0014681978	IC 01850	T N RAINA	11-05-2018	Master
10	7OR0000057	M0040152006	IC17244	NIRBHAY SHARMA	25-05-2018	Master

Showing 1 to 10 of 139 entries

12:55 PM 10/12/2018

Screen-shot-11 Initiator PCDA(O) Pune – Report – List of Rejected Claims

Member Tr x

Admin Are x

Member Pe x

Binary Tree x

127.0.0.1 / x

cPanel Log x

Rejected Cl x

+

–

□

×

← → ↻ ⓘ 127.0.0.1/myico/utility/rejected-claim.php 🔍 ☆ ↺ ↻ ⚙️ 👤 ⋮

User Picture

Lucas
INITIATOR

Dashboard

Setting <

Initiate Claim <

Report <

Logout

Rejected Claim List

10 records per page

Search:

# ▲	CDR No.	Org. PPO No.	IC Number	Name	Date of Rejection	Action
No data available in table						

Showing 0 to 0 of 0 entries

Previous Next

Windows

File Explorer

Google Chrome

Microsoft Word

?

^

🖥️

🔊

ENG

12:55 PM

10/12/2018

💬

Screen-shot-12 Approver PCDA(O) Pune – Dashboard

Member Tr x | Admin Are x | Member Pc x | Binary Tree x | 127.0.0.1 / x | cPanel Log x | Dashboard x

127.0.0.1/myico/utility/dashboard.php

Peetar APPROVER

Dashboard

Setting

Task Management

Report

Logout

Hello Peetar

Welcome .. 12-10-2018 07:25:23am

Your Session started

You can Initiate,forward,approve claim by using the links at the left of the page.

If you want to change your own details (Your Photo and Password), click the **Setting** link.

Security Tip: Please Log Out before closing the browser.


Copyright © The Principal Controller of Defence Accounts (PENSIONS), Allahabad. 2018 Developed By: PCDA(P), Allahabad

12:55 PM 10/12/2018

Screen-shot-13 Approver PCDA(O) Pune – Task Management – To Approve Data sheet

Member Tr x Admin Are x Member Pa x Binary Tree x 127.0.0.1 / x cPanel Log x Approve D x

127.0.0.1/myico/utility/approve-datasheet.php



Peetar
APPROVER

- Dashboard
- Setting
- Task Management
- Report
- Logout

Approve Data Sheet

10 records per page

Search:

#	CDR No.	Org. PPO No.	IC Number	Name	Date	Type	E User	Action
No data available in table								

Showing 0 to 0 of 0 entries


Previous Next

Windows Taskbar: 12:55 PM 10/12/2018

Screen-shot-14 Approver PCDA(O) Pune – Approved/completed Data sheet

Member Tr x | Admin Are x | Member P x | Binary Tree x | 127.0.0.1 / x | cPanel Log x | Approve D x

127.0.0.1/myico/utility/report-approve-datasheet.php



Peetar
APPROVER

- Dashboard
- Setting
- Task Management
- Report
- Logout

Approve DataSheet

10 records per page

Search:

#	CDR No.	Org. PPO No.	IC Number	Name	Date	Type	E User	Action
1	7OR0000019	M0034882006	IC16620A	K NAGARAJ	15-05-2018	Master	Lucas	View PDF
2	7OR0000021	MPROV0004411990	IC 06121	R M VOHRA	10-05-2018	Master	Lucas	View PDF
3	7OR0000022	M0035992008	IC19429K	Z U SHAH	10-05-2018	Master	Lucas	View PDF
4	7OR0000023	M0044252009	IC23302Y	T K SAPRU	10-05-2018	Master	Lucas	View PDF
5	7OR0000024	M0044602010	IC24656N	PRADEEP KHANNA	10-05-2018	Master	Lucas	View PDF
6	7OR0000025	M0012721975	IC 00129	G G BEWOOR	10-05-2018	Master	Lucas	View PDF
7	7OR0000027	M0004941988	IC 004708	K SUNDARJI	11-05-2018	Master	Lucas	View PDF
8	7OR0000028	M0036671985	IC 01701	A S VAIDYA	11-05-2018	Master	Lucas	View PDF
9	7OR0000029	M0014681978	IC 01850	T N RAINA	11-05-2018	Master	Lucas	View PDF
10	7OR0000057	M0040152006	IC17244	NIRBHAY SHARMA	25-05-2018	Master	Lucas	View PDF

12:55 PM
10/12/2018

Screen-shot-15 Approver PCDA(O) Pune – List of Rejected Claims

Member Tr x | Admin Are x | Member Po x | Binary Tree x | 127.0.0.1 / x | cPanel Log x | Rejected Cl x

127.0.0.1/myico/utility/rejected-claim.php

Peetar APPROVER

Dashboard

Setting <

Task Management <

Report <

Logout

Rejected Claim List

10 records per page

Search:

#	CDR No.	Org. PPO No.	IC Number	Name	Date of Rejection	Action
No data available in table						

Showing 0 to 0 of 0 entries

Previous Next

12:55 PM 10/12/2018